

1 How to Export rubrics from EH to RADAR

1.1 Introduction

Exporting information from EH to RADAR is simple. One click is all that is needed to take information from EH to RADAR and put it in a clipboard.

There are 3 different ways of exporting information. You can:

- Export a single symptom from the document
- Export an EH analysis
- Export from the EH clipboard

1.2 Exporting a single symptom

From the menu in the Web look (F5) window or the document window (F3), select "Take – Export the current symptom to RADAR".

If the current symptom in the document has a remedy, EH will export the symptom, the remedy and the author of the symptom.

1.3 Exporting an analysis

1.3.1 Basic method

First do a search and then go to the analysis window (F8).


In the toolbar, if you click on the Export icon or press F11, EH will export a symptom or symptoms with all the remedies from the analysis, each remedy will contain all author references from the associated text.



1.3.2 Deselect remedies

In the analysis window (F8), you can deselect remedies that you do not want to export to RADAR. Selection or deselection can be done with Ctrl + Click on the bar graph of a remedy.

The remedy will then be displayed with crossed lines on the bar (see below).



In this example, Calc will not be exported to RADAR.

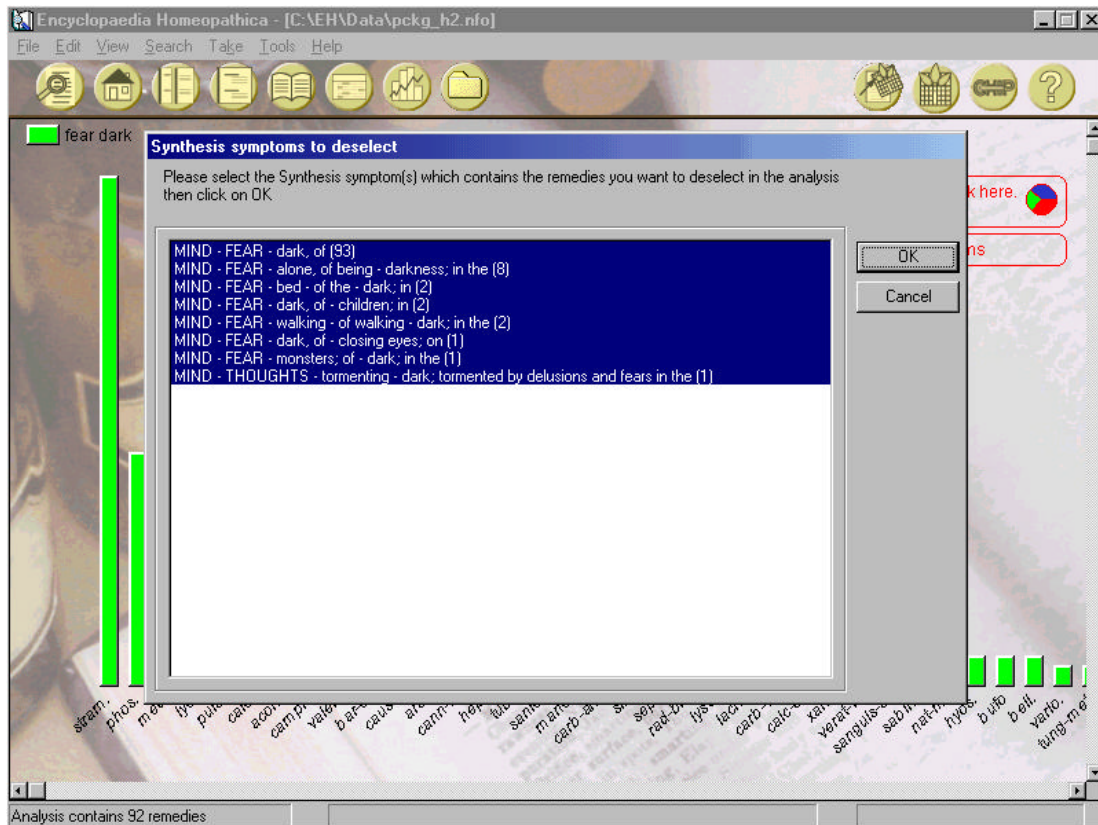
1.3.3 Deselecting Synthesis symptoms containing remedies to deselect

In the analysis window, you can deselect Synthesis symptoms, the remedies in the corresponding Synthesis rubrics will be deselected from the analysis window.

To do this, you should click on the button:



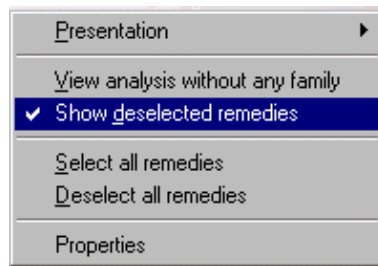
A window will pop-up which shows Synthesis rubrics similar to your search. You can then choose which rubrics you would like to deselect and the remedies in those rubrics will be deselected (they will not be exported to RADAR).



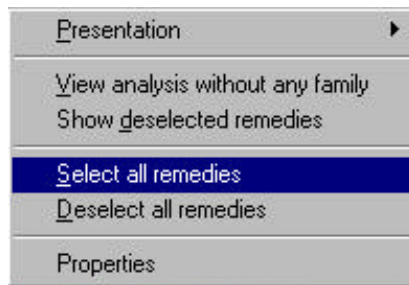
The symptoms are sorted by the number of remedies in the analysis. When you click on Ok, EH will automatically deselect the remedies that belong to those symptoms and the analysis is redisplayed. You can also select/deselect remedies with Ctrl + Click after checking further.



If you want, you can hide the deselected remedies with a right click on the mouse.



You can also select or deselect all the remedies with a contextual menu (right click).



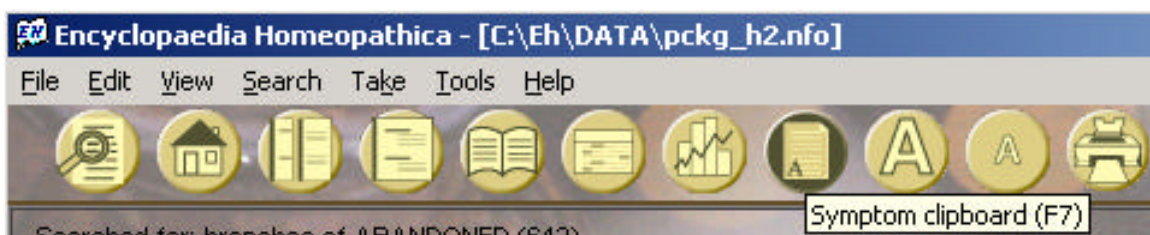
1.4 Exporting from the EH clipboard

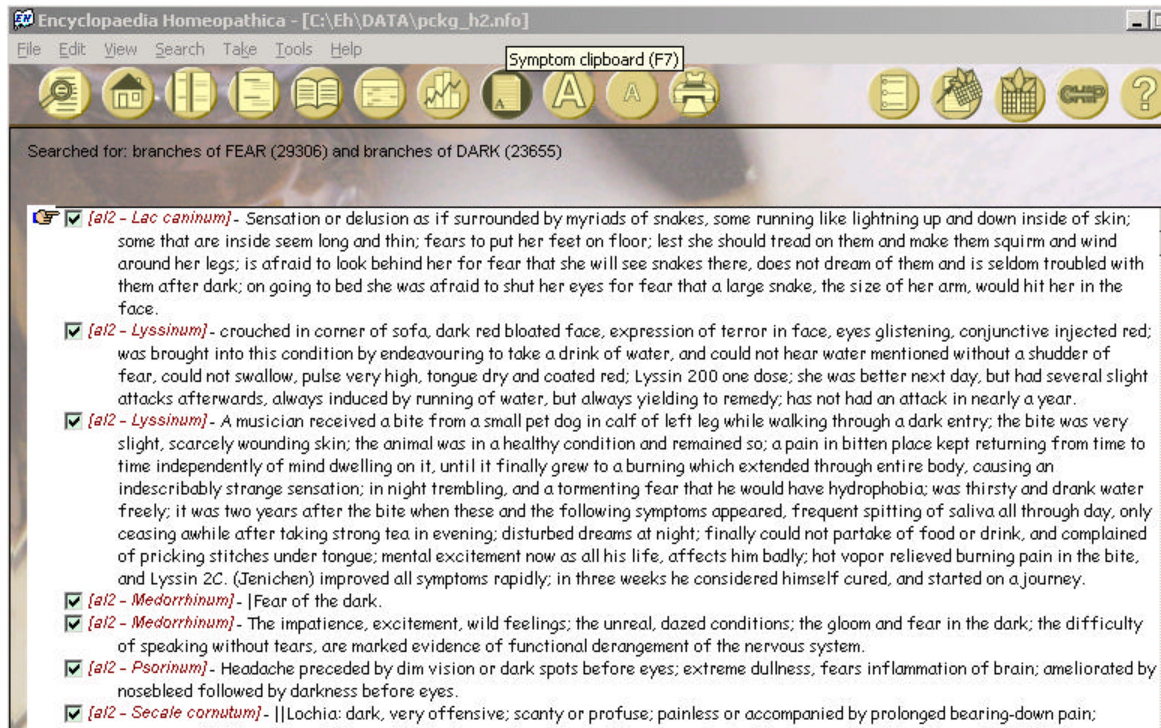
1.4.1 Basic method

Once you have completed a search (F5 or F3), you can put the search results in the EH clipboard by using the menu or the F12 key. The symptoms will be placed in the clipboard which will open automatically.



If you click on the Clipboard icon in the toolbar, EH will open a new window containing all the symptoms on the clipboard. You can also press F7 to open the symptom clipboard.





In this window, you can also click on the Export I con (F11) and EH will export all the remedies in the clipboard. The difference between this type of exportation and the analysis exportation is that you can check each symptom individually (not practical with large search results). If you uncheck all the symptoms of a remedy that remedy will not be exported to RADAR.

1.4.2 Deselecting Synthesis symptoms containing remedies to deselect

Click on this button to deselect (uncheck) all Synthesis symptoms in the clipboard. Corresponding remedies in the analysis window (F8) will be deselected:



All the symptoms that are unchecked will be deselected in the clipboard and will not be exported to RADAR

1.4.3 Deselecting other symptoms

You can also deselect other symptoms from the clipboard that you do not want to export to RADAR. You can select all or deselect **all** symptoms using these buttons:



1.5 Interaction between the clipboard and the analysis

1.5.1 Introduction

The following points are applicable only if you have made an analysis and the symptoms have been placed in the clipboard.

1.5.2 Remedies

If you deselect remedies in the analysis window (F8), all the symptoms containing those particular remedies will be deselected (unchecked) in the clipboard.

1.5.3 Other symptoms

If you deselect Synthesis symptoms in the clipboard, the associated remedies will be deselected from the analysis window. The other symptoms from the clipboard covering those remedies will be deselected as well.